








INFINITY WHITE

PRODUCT	COLOR / REF	SIZE	PACKING
	INFINITY WHITE SKU# INF-WHI-306	30x60 (12" x 24")	8 Pcs/Box 15.49 Sqft/Box 66 Lbs/Box 40 Boxes/Pallet 619,60 Sqft/Pallet
	INFINITY WHITE SKU# INF-WHI-606	60x60 (24" x 24")	4 Pcs/Box 15.49 Sqft/Box 66 Lbs/Box 40 Boxes/Pallet 619.60 Sqft/Pallet
TYPE	Glazed Porcelain	APPLICATION	Indoor, Outdoor Floor tile, Wall tile
DESCRIPTION	The modern, minimal texture of the infinity collection enriches the different furnishing styles. The fabric surface presents a matt background with discreet reflections creating subdued and elegant settings.		
PRODUCT INSTALLATION	It is recommended for the product to be installed by a qualified professional. We do not recommend the use of adhesives based on epoxy resin. Read carefully instructions set by the manufacturer of the adhesive used.		
PRODUCT CARE	For initial and daily cleaning the use of a damp cloth and mild soap is recommended. Avoid using abrasive and acidic cleaning products.		

INFINITY WHITE

	TECHNICAL SPECIFICATIONS	ISO	TEST METHOD	PASS/FAIL
	FROST RESISTANCE	ISO 10545-12	Resist	Pass

	SURFACE TECHNICAL SPECIFICATIONS	ISO	TEST METHOD	PASS/FAIL
	ACID & ALKALI RESISTANCE	ISO 10545-13	GLA/GLA	Yes
	CRAZING RESISTANCE	ISO 10545-11	Resists	Yes
	STAINING RESISTANCE	ISO 10545-14	5	Yes
	SURFACE QUALITY	ISO 10545-2	> 95%	Yes