





ELEUSINE


PRODUCT	COLOR / REF	SIZE	PACKING
	<p>ELEUSINE CREAM-1 SKU# ELE-CRE-1</p>	<p>15x15cm (6"x6")</p>	<p>20 Pcs/Box 4.84 Sqft/Box 41 Lbs/Box 42 Boxes/Pallet 203.28 Sqft/Pallet</p>
	<p>ELEUSINE CREAM-2 SKU# ELE-CRE-2</p>	<p>15x15cm (6"x6")</p>	<p>14 Pcs/Box 2.15 Sqft/Box 27 Lbs/Box 144 Boxes/Pallet 309.60 Sqft/Pallet</p>
	<p>ELEUSINE CREAM-3 SKU# ELE-CRE-3</p>	<p>15x15cm (6"x6")</p>	<p>14 Pcs/Box 2.15 Sqft/Box 27 Lbs/Box 144 Boxes/Pallet 309.60 Sqft/Pallet</p>
	<p>ELEUSINE GREY-1 SKU# ELE-GRE-1</p>	<p>15x15cm (6"x6")</p>	<p>14 Pcs/Box 2.15 Sqft/Box 27 Lbs/Box 144 Boxes/Pallet 309.60 Sqft/Pallet</p>





ELEUSINE

PRODUCT	COLOR / REF	SIZE	PACKING
	ELEUSINE GREY-2 SKU# ELE-GRE-2	15x15cm (6"x6")	20 Pcs/Box 4.84 Sqft/Box 41 Lbs/Box 42 Boxes/Pallet 203.28 Sqft/Pallet
	ELEUSINE GREY-3 SKU# ELE-GRE-3	15x15cm (6"x6")	20 Pcs/Box 4.84 Sqft/Box 41 Lbs/Box 42 Boxes/Pallet 203.28 Sqft/Pallet

TYPE	Natural Stone
APPLICATION	Indoors Wall/Shower Wall
DESCRIPTION*	Eleusine is a natural stone collection inspired by the irregularity of typical features of everyday life, based on everyday expressions, using straight lines. Eleusine marks the difference in design.
PRODUCT INSTALLATION	It is recommended for the product to be installed by a qualified professional. We do not recommend the use of adhesives based on epoxy resin. Read carefully instructions set by the manufacturer of the adhesive used.
PRODUCT CARE	For initial and daily cleaning the use of a damp cloth and mild soap is recommended. Avoid using abrasive and acidic cleaning products.
*NOTE	To achieve the visual aspect of the product and given the artisanal procedure for production and the natural stone used, pieces can represent variation in size, texture, design and shade. This is done deliberately to give the product a unique personality and unrepeatable characteristics.

ELEUSINE

TECHNICAL SPECIFICATIONS	ISO	TEST METHOD	PASS/FAIL
 FROST RESISTANCE	ISO 10545-12	No Resist	Yes

SURFACE TECHNICAL SPECIFICATIONS	ISO	TEST METHOD	PASS/FAIL
 ACID & ALKALI RESISTANCE	ISO 10545-13	GLA/GLA	Yes
 CRAZING RESISTANCE	ISO 10545-11	Resists	Yes
 STAINING RESISTANCE	ISO 10545-14	5	Yes
 SURFACE QUALITY	ISO 10545-2	> 95%	Yes